



# **2021-2022 STAAR/EOC Data and Accountability Report**

**Stephanie Hensley – Executive Director of School Improvement**

**August 16, 2022**

# GISD Assessment & Accountability



## Pandemic Impact

- 2019-2020
  - STAAR/STAAR EOC testing cancelled
  - 2020 Accountability – All Districts and Campuses
    - *Not Rated: Declared State of Disaster*
- 2020-2021
  - STAAR testing resumes
  - GISD students take STAAR Online grades 4 - EOC
  - Student Success Initiative (SSI) promotion requirements waived
  - Testing windows extended & waivers for hybrid instruction during STAAR to keep students and staff safe
  - 2021 Accountability – All Districts and Campuses
    - *Not Rated: Declared State of Disaster*

# GISD Assessment & Accountability



- 2021-2022
  - GISD students take STAAR Online grades 3 – EOC
  - Implementation of HB 4545
  - Regular testing windows returns
  - Academic Growth calculation returns in School Progress and Closing the Gap domains
- 2022 Accountability
  - Districts and campuses will receive a label of *A*, *B*, *C*, or *Not Rated: Senate Bill 1365*

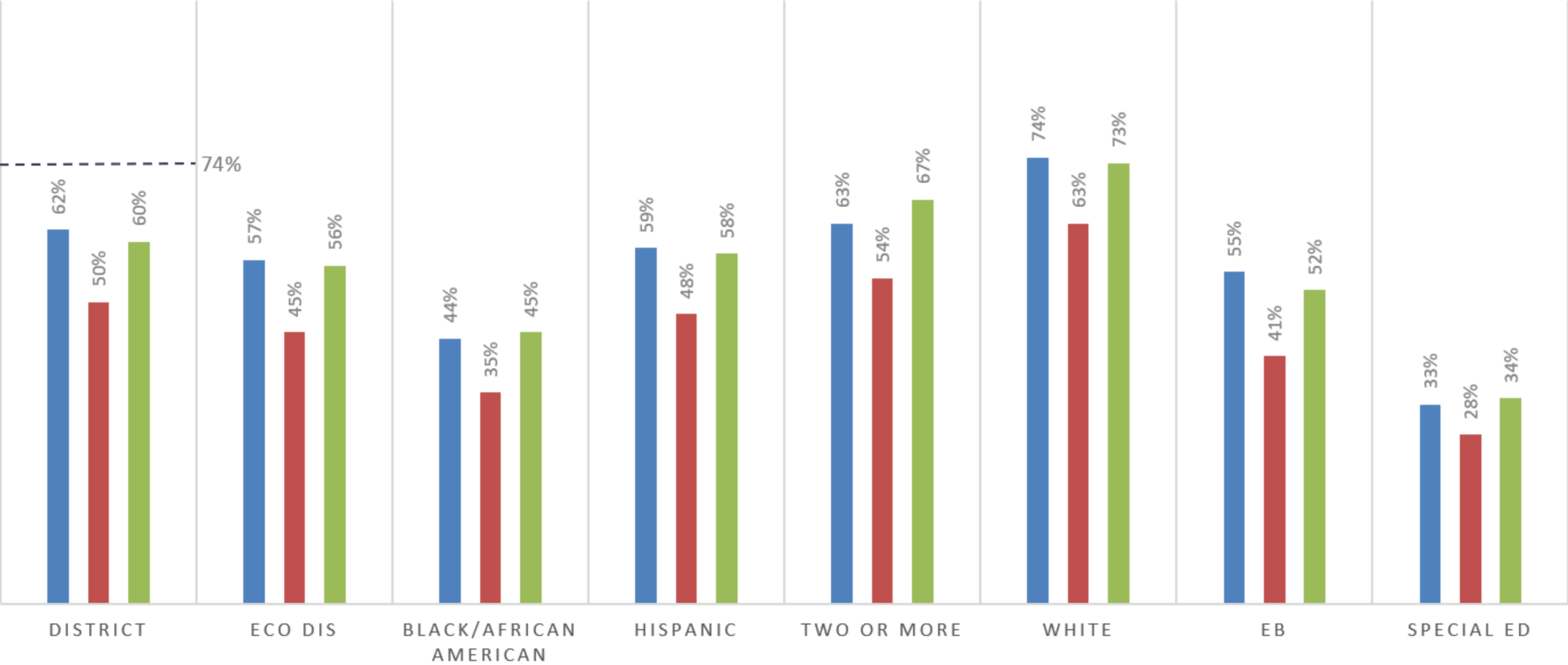
# District – All Tests Combined



- Reading/ELA
  - Includes Grades 3 – 8 Reading, English I, and English II
- Math
  - Includes Grades 3 – 8 Math and Algebra I
- Science
  - Includes Grade 5 Science, Grade 8 Science, and Biology
- Social Studies
  - Includes Grade 8 Social Studies and US History

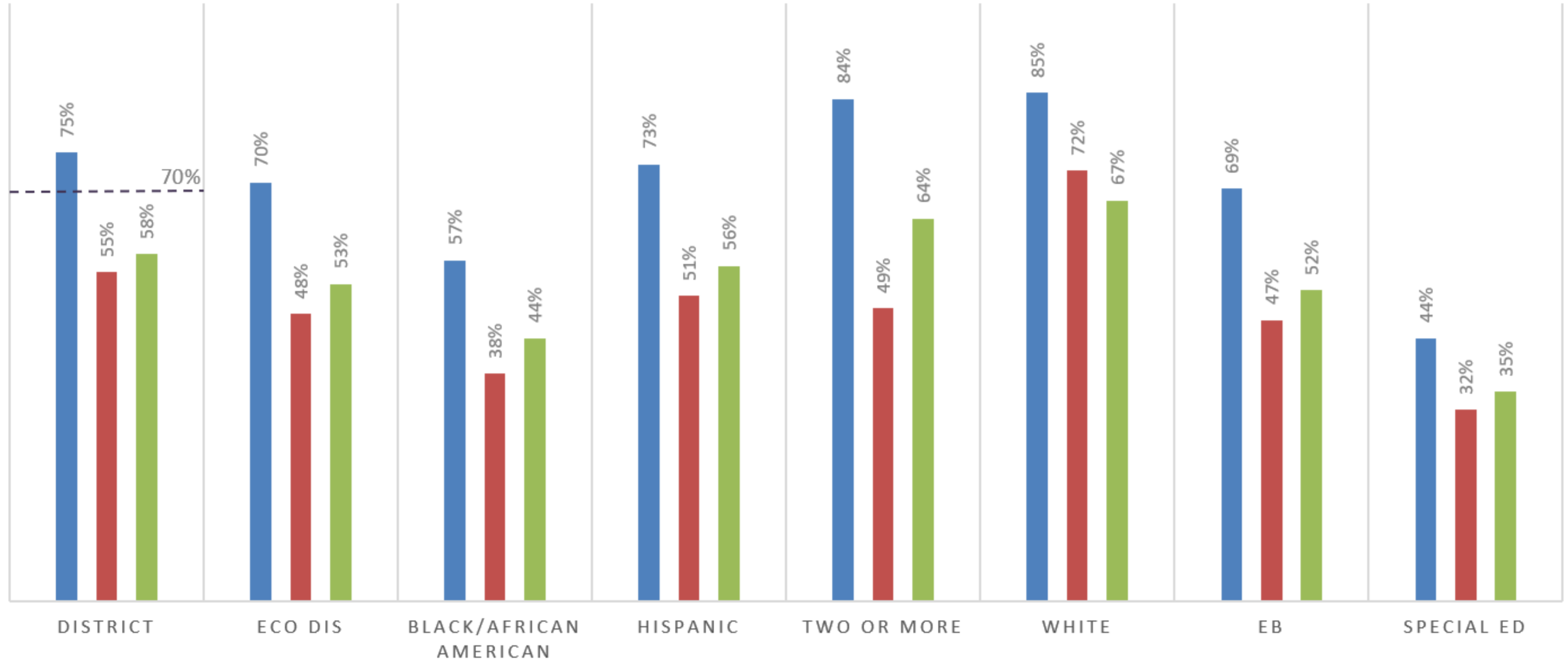
# STAAR/STAAR EOC READING/ELA - DISTRICT

■ 2018-2019 % of Students at Approaches Grade Level or Above ■ 2020-2021 % of Students at Approaches Grade Level or Above  
■ 2021-2022 % of Students at Approaches Grade Level or Above - - - - 2021-2022 State % of Students at Approaches Grade Level or Above



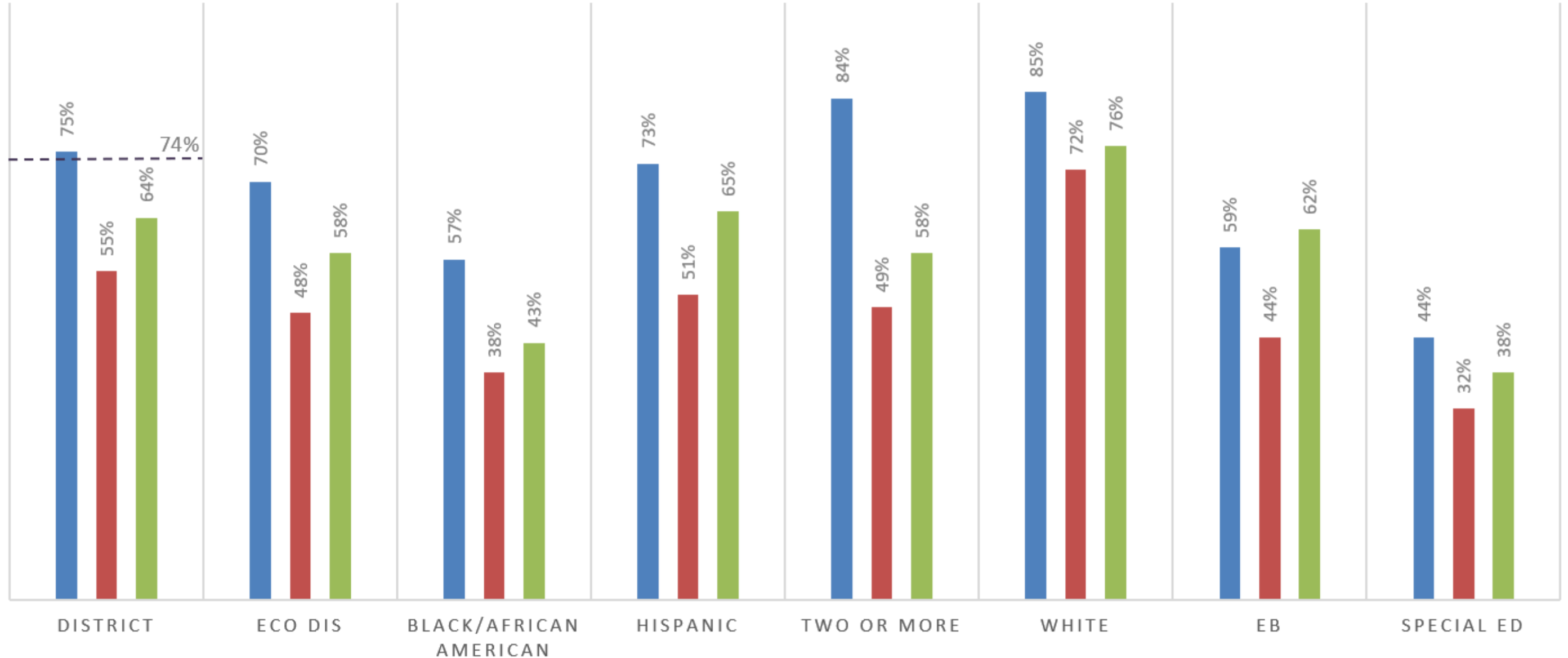
# STAAR/STAAR EOC MATH - DISTRICT

■ 2018-2019 % of Students at Approaches Grade Level or Above ■ 2020-2021 % of Students at Approaches Grade Level or Above  
■ 2021-2022 % of Students at Approaches Grade Level or Above - - - 2021-2022 State % of Students at Approaches Grade Level or Above



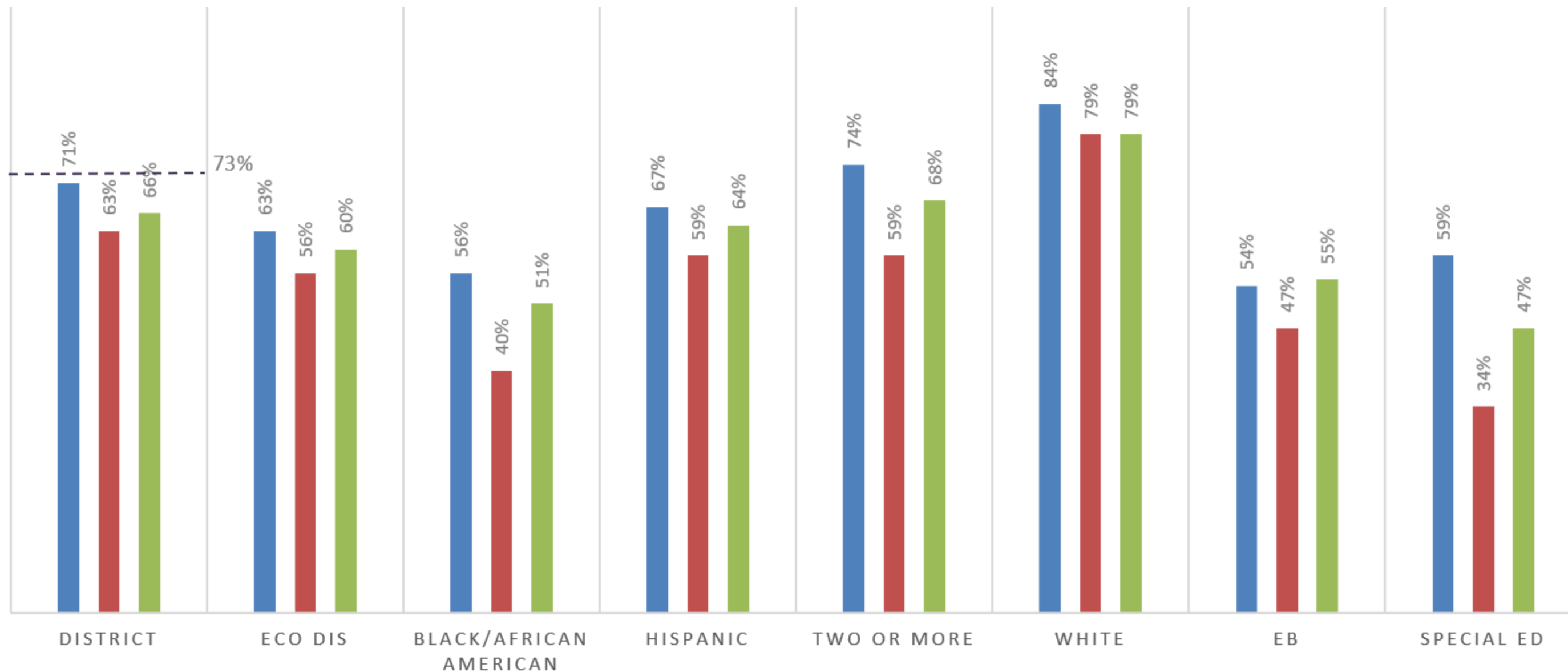
# STAAR/STAAR EOC SCIENCE - DISTRICT

■ 2018-2019 % of Students at Approaches Grade Level or Above ■ 2020-2021 % of Students at Approaches Grade Level or Above  
■ 2021-2022 % of Students at Approaches Grade Level or Above - - - 2021-2022 State % of Students at Approaches Grade Level or Above



# STAAR/STAAR EOC SOCIAL STUDIES - DISTRICT

■ 2018-2019 % of Students at Approaches Grade Level or Above ■ 2020-2021 % of Students at Approaches Grade Level or Above  
■ 2021-2022 % of Students at Approaches Grade Level or Above - - - - 2021-2022 State % of Students at Approaches Grade Level or Above





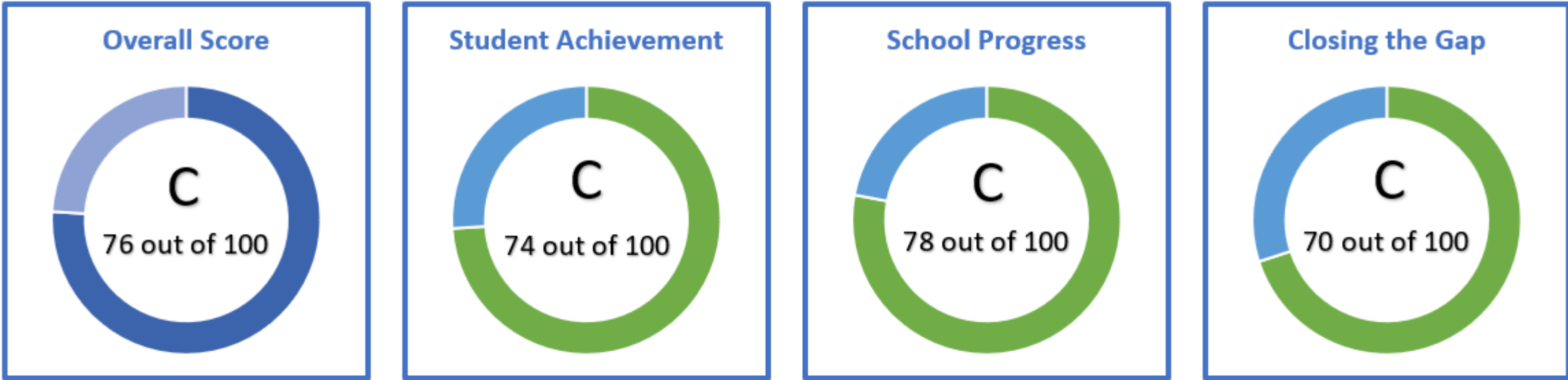


# District and Campus Accountability Ratings

Additional information is available at [www.txschools.gov](http://www.txschools.gov).



# Greenville Independent School District Accountability Rating Summary

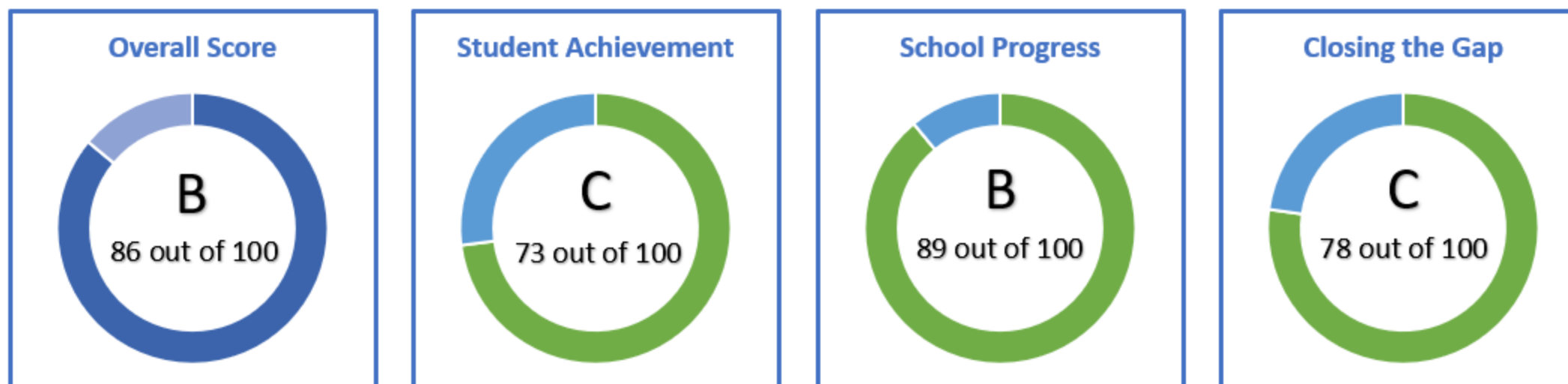


## Performance Domain Summary

Domain	Scaled Score	Better of School Progress Part A or Part B	Better of Student Achievement or School Progress	Weight
Domain 1 – Student Achievement <ul style="list-style-type: none"><li>• STAAR Performance – 60</li><li>• CCMR – 78</li><li>• Graduation Rate - 95</li></ul>	74		78	70%
Domain 2A – Academic Growth	76	78		
Domain 2B – Relative Performance	78			
Domain 3 – Closing the Gap	70			30%
Overall Score				76



## Bowie Elementary Accountability Rating Summary



### Performance Domain Summary

Domain Summary

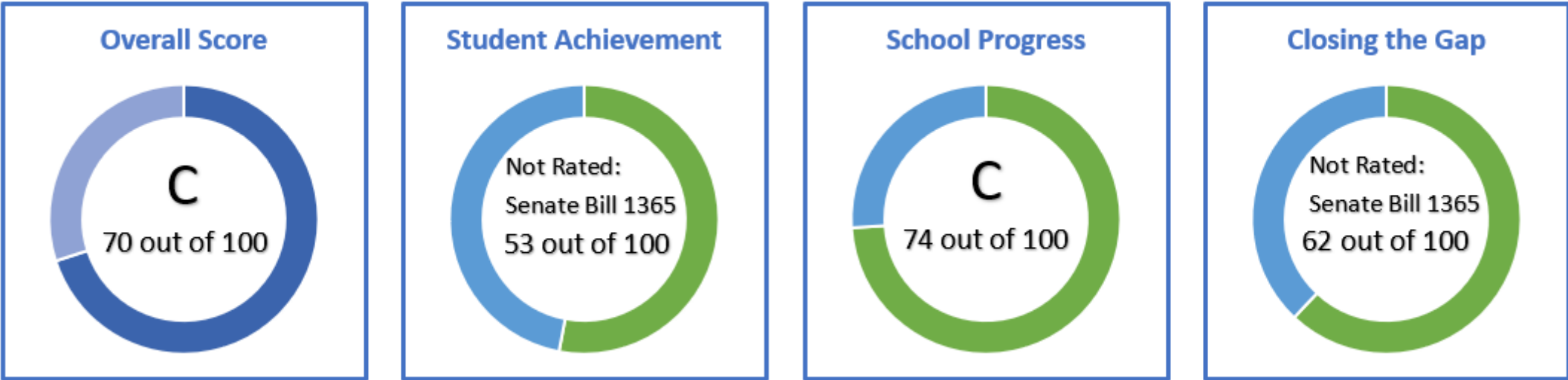
Domain	Scaled Score	Better of School Progress Part A or Part B	Better of Student Achievement or School Progress	Weight
Domain 1 – Student Achievement	73		89	70%
Domain 2A – Academic Growth	89	89		
Domain 2B – Relative Performance	77			
Domain 3 – Closing the Gap	78			30%
Overall Score				86

### Identification of Schools for Improvement

- This campus is identified for targeted support and improvement.



# Carver Elementary Accountability Rating Summary



## Performance Domain Summary

Domain Summary

Domain	Scaled Score	Better of School Progress Part A or Part B	Better of Student Achievement or School Progress	Weight
Domain 1 – Student Achievement	53		74	70%
Domain 2A – Academic Growth	74	74		
Domain 2B – Relative Performance	55			
Domain 3 – Closing the Gap	62			30%
Overall Score				70

\* To align with Senate Bill 1365, a Not Rated label is used when the domain or overall scaled score is less than 70.

## Identification of Schools for Improvement

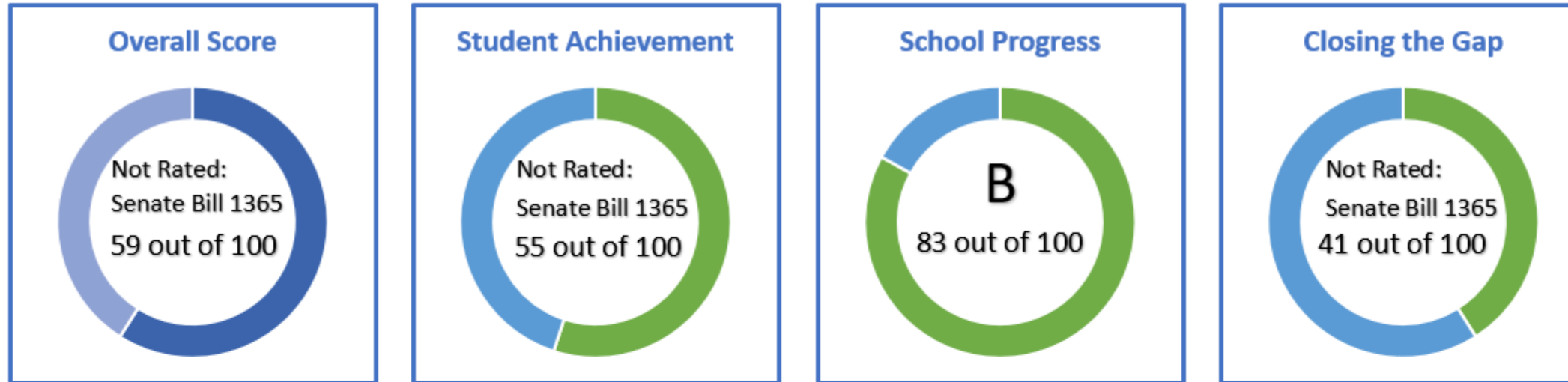
- This campus is identified for targeted support and improvement.

## Distinction Designation

✓ Science



## Crockett Elementary Accountability Rating Summary



### Performance Domain Summary

Domain Summary

Domain	Scaled Score	Better of School Progress Part A or Part B	Better of Student Achievement or School Progress	Weight
Domain 1 – Student Achievement	55		83	70%
Domain 2A – Academic Growth	83	83		
Domain 2B – Relative Performance	56			
Domain 3 – Closing the Gap	41			30%
Overall Score				59

\* To align with Senate Bill 1365, a Not Rated label is used when the domain or overall scaled score is less than 70.

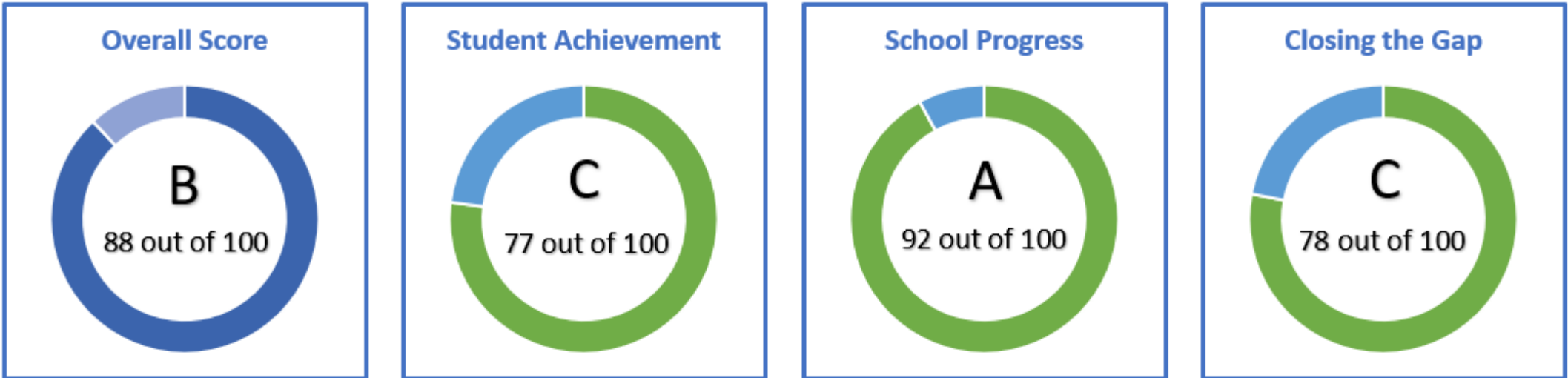
\*\*This campus received a scale score less than 60 in three of the four areas. Therefore, the overall score is limited to a 59.

### Identification of Schools for Improvement

- This campus is identified for comprehensive support and improvement.



# Katherine G Johnson STEM Academy Accountability Rating Summary



## Performance Domain Summary

Domain Summary

Domain	Scaled Score	Better of School Progress Part A or Part B	Better of Student Achievement or School Progress	Weight
Domain 1 – Student Achievement	77		92	70%
Domain 2A – Academic Growth	92	92		
Domain 2B – Relative Performance	84			
Domain 3 – Closing the Gap	78			30%
Overall Score				88

## Identification of Schools for Improvement

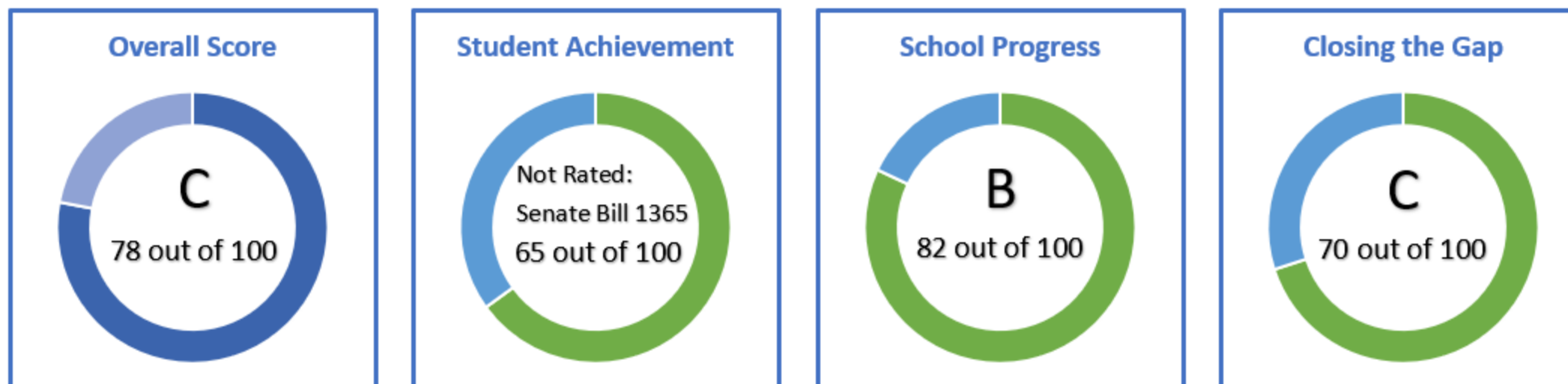
- This campus is NOT identified for comprehensive support and improvement, targeted support and improvement, or additional targeted support.

## Distinction Designation

- ✓ ELA/Reading
- ✓ Comparative Academic Growth
- ✓ Comparative Closing the Gaps



## Lamar Elementary Accountability Rating Summary



### Performance Domain Summary

Domain Summary

Domain	Scaled Score	Better of School Progress Part A or Part B	Better of Student Achievement or School Progress	Weight
Domain 1 – Student Achievement	65		82	70%
Domain 2A – Academic Growth	82	82		
Domain 2B – Relative Performance	60			
Domain 3 – Closing the Gap	70			30%
Overall Score				78

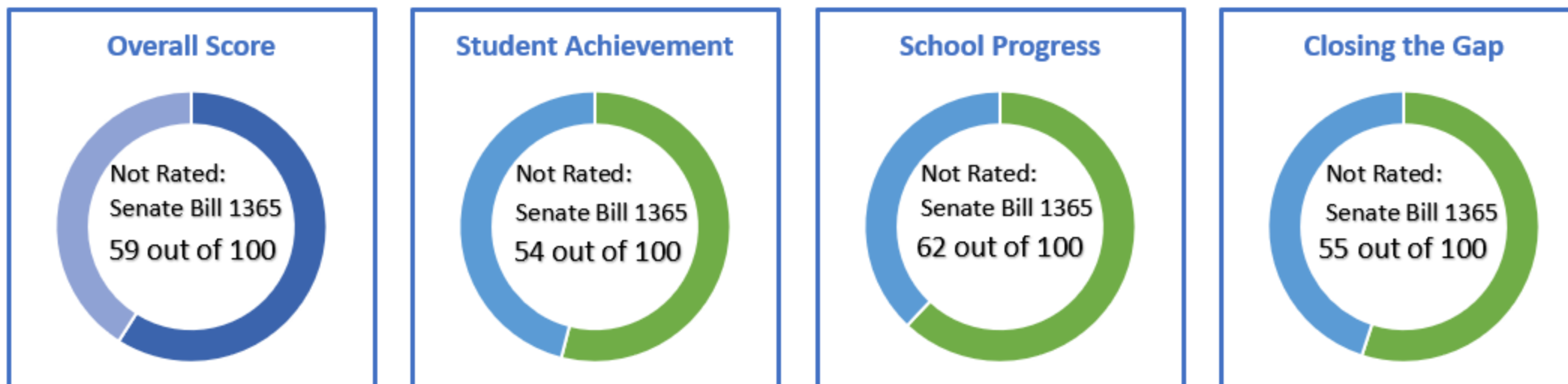
\* To align with Senate Bill 1365, a Not Rated label is used when the domain or overall scaled score is less than 70.

### Identification of Schools for Improvement

- This campus is identified for targeted support and improvement.



## Travis Elementary Accountability Rating Summary



### Performance Domain Summary

Domain Summary

Domain	Scaled Score	Better of School Progress Part A or Part B	Better of Student Achievement or School Progress	Weight
Domain 1 – Student Achievement	54		62	70%
Domain 2A – Academic Growth	62	62		
Domain 2B – Relative Performance	55			
Domain 3 – Closing the Gap	55			30%
Overall Score				59

\* To align with Senate Bill 1365, a Not Rated label is used when the domain or overall scaled score is less than 70.

\*\*This campus received a scale score less than 60 in three of the four areas. Therefore, the overall score is limited to a 59.

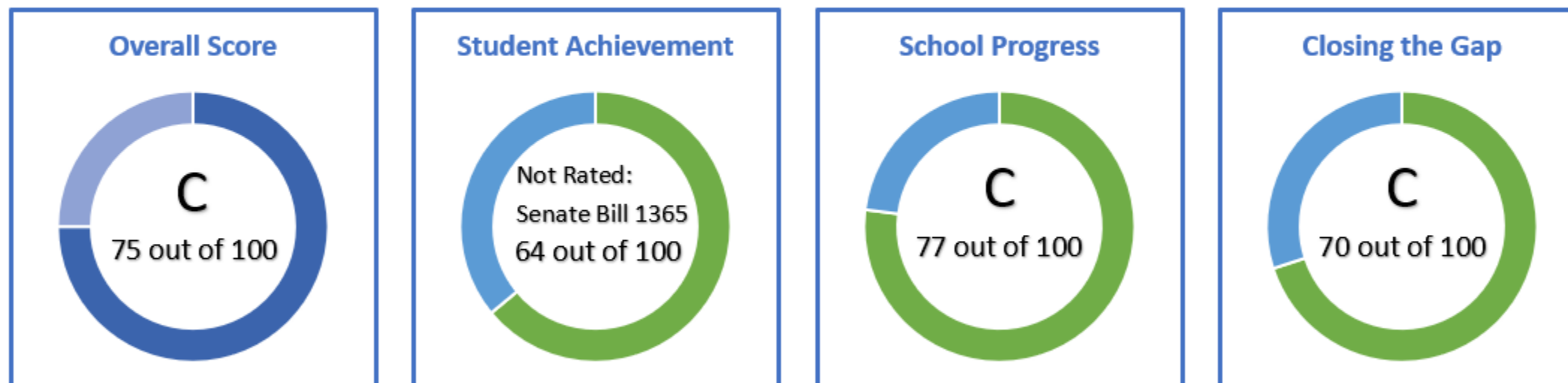
### Identification of Schools for Improvement

- This campus is comprehensive support and improvement reidentified school.





## Greenville Middle School Elementary Accountability Rating Summary



### Performance Domain Summary

Domain	Scaled Score	Better of School Progress Part A or Part B	Better of Student Achievement or School Progress	Weight
Domain 1 – Student Achievement	64			
Domain 2A – Academic Growth	77			
Domain 2B – Relative Performance	69	77	77	70%
Domain 3 – Closing the Gap	70			30%
Overall Score				75

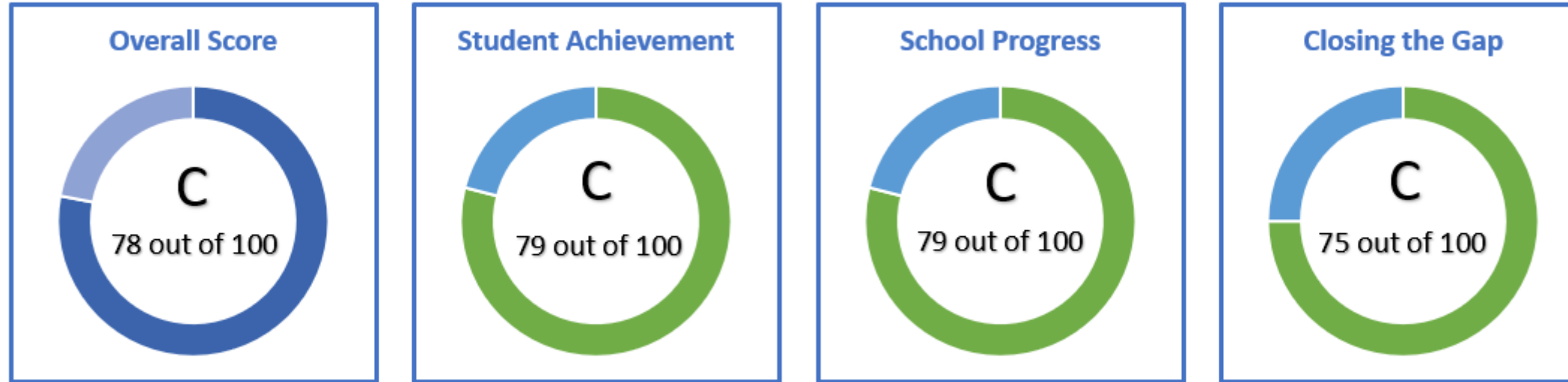
\*To align with Senate Bill 1365, a Not Rated label is used when the domain or overall scaled score is less than 70.

### Identification of Schools for Improvement

- This campus is identified for targeted support and improvement.



## Greenville High School Accountability Rating Summary



### Performance Domain Summary

Domain	Scaled Score	Better of School Progress Part A or Part B	Better of Student Achievement or School Progress	Weight
Domain 1 – Student Achievement <ul style="list-style-type: none"><li>STAAR Performance – 65</li><li>CCMR – 86</li><li>Graduation Rate - 95</li></ul>	79		79	70%
Domain 2A – Academic Growth	56	79		
Domain 2B – Relative Performance	79			
Domain 3 – Closing the Gap	75			30%
Overall Score				78

### Identification of Schools for Improvement

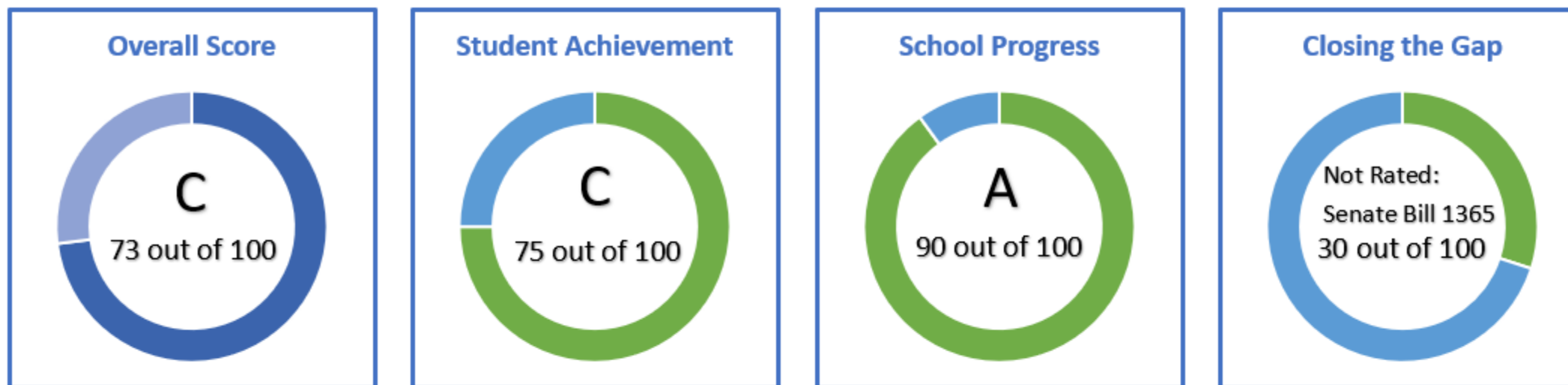
- This campus is NOT identified for comprehensive support and improvement, targeted support and improvement, or additional targeted support.

### Distinction Designation

✓ ELA/Reading ✓ Science



## New Horizons Learning Center Accountability Rating Summary



### Performance Domain Summary

Domain	Scaled Score	Better of School Progress Part A or Part B	Better of Student Achievement or School Progress	Weight
Domain 1 – Student Achievement <ul style="list-style-type: none"><li>STAAR Performance – 74</li><li>CCMR – 69</li><li>Graduation Rate - 90</li></ul>	75		90	70%
Domain 2A – Academic Growth	90	90		
Domain 2B – Relative Performance	Not Rated			
Domain 3 – Closing the Gap	30			30%
Overall Score				73

\*To align with Senate Bill 1365, a Not Rated label is used when the domain or overall scaled score is less than 70.

\*\*This is an Alternative Education campus. This campus was evaluated by alternative education accountability provisions.

### Identification of Schools for Improvement

- This campus is NOT identified for comprehensive support and improvement, targeted support and improvement, or additional targeted support.

# The Legislature took actions to support learning acceleration



Rigorous **instructional materials** designed to make up ground



**Supported teachers** who are equipped to deliver excellence



**More time** for the students most in need, including in the summer and with targeted **tutoring**



**HB 1525**

Texas COVID-19 Learning Acceleration Supports




**HB 4545**

Accelerated Instruction & Tutoring



# Moving Forward







**Questions?**